

How to Guide...



Embedded OCR

Version 2 - July 2017

Embedded OCR



Highlight Features

Utilise the high performance to easily digitise your paper documents.

Create searchable PDF and editable files on MS Office format.

No requirement to install OCR software to each PC.

Pre-requisite

eS2000AC, eS5005AC series, eS7506AC series, eS2508A, 8508A series and 4508LP series Machines.

Embedded OCR Enabler.

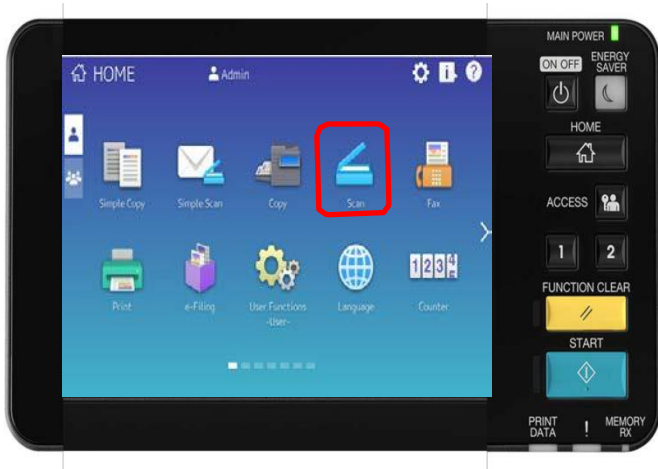
Important Information

OCR File Formats:

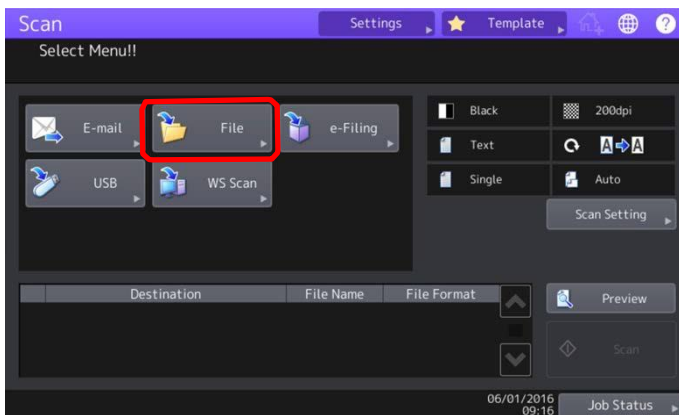
PDF and PDF/A are searchable.

Basic text content extraction document formats: DOCX, XLSX and PPTX.

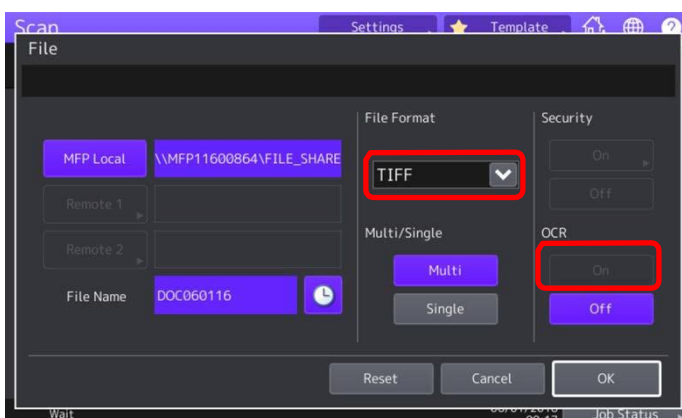
File Formats are NOT OCR: TIFF and XPS.



Select "Scan".

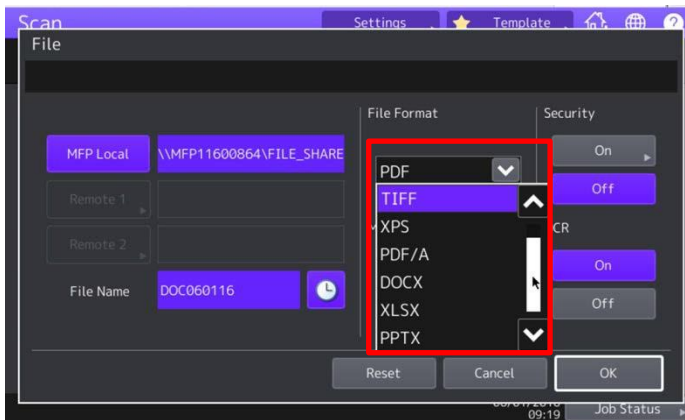


Select "File".

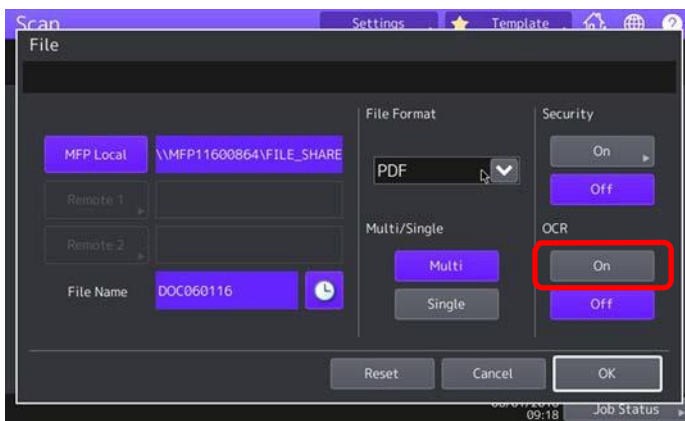


Select the File Format from the "drop down list".

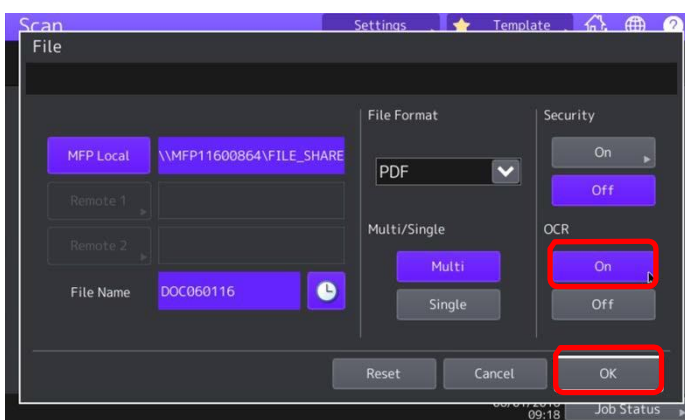
At this stage it won't allow you to select OCR.



From the drop down list, select a searchable or editable file format: Searchable - PDF or PDF/A Editable – DOCX, XLSX or PPTX.



After you select a File Format that can be OCR, the OCR “On” will be active.



Select the OCR “On”. Now your document will be OCR.

Select “Ok” to start.